



BHARAT DYNAMICS LIMITED

(A Govt. of India Enterprise, Ministry of Defence)

CIN :- L24292TG1970GOI001353

Corporate Office: - Plot No. 38-39, TSFC Building, Near ICICI Towers, Financial District,
Nanakramguda, Hyderabad-500032

Registered Office: - Kanchanbagh, Hyderabad-500058

Tel: 040-23456145; Fax: 040-23456110

e-mail: investors@bdl-india.in; website: <https://bdl-india.in>

Ref- BDL/CS/2023/SE-59

Date: 22/11/2023

To, Compliance Department The National Stock Exchange Limited Exchange Plaza, Bandra- Kurla Complex, Bandra (East) Mumbai-400051 NSE Scrip Code: BDL	To, Compliance Department Bombay Stock Exchange Limited Phiroze Jeejeebhoy Tower, Dalal Street, Mumbai- 400001 BSE Scrip Code: 541143
--	---

Subject: Investor Meet / Conference –Investors Presentation Reg

1. Please find enclosed the Investors presentation.
2. This is for your information and record.

For Bharat Dynamics Limited

NAGULA

NAGARAJA

Digitally signed by
NAGULA NAGARAJA
Date: 2023.11.22
17:41:30 +05'30'

N. Nagaraja
Company Secretary



BHARAT DYNAMICS LIMITED
INVESTOR PRESENTATION
November-2023

DISCLAIMER



*By attending the meeting/telephonic call where this presentation is made, you agree to be bound by the trailing restrictions regarding the information disclosed in this presentation. This presentation has been prepared by Bharat Dynamics Limited (the “**Company**”) solely for information purposes without any regard to any specific objectives, financial situations or information needs of any particular person and does not constitute a recommendation regarding the securities of the Company.*

This presentation, its contents and any oral information provided in connection with this presentation are strictly confidential and should not be copied, published or reproduced in any form or distributed, disseminated or disclosed, in whole or part, by recipients directly or indirectly to any other person. Failure to comply with this restriction may constitute a violation of applicable securities laws.

This presentation contains certain statements that are or may be forward-looking statements. These statements include descriptions regarding the intent, belief or current expectations of the Company or its directors and officers with respect to the results of operations and financial condition of the Company. These statements can be recognized by the use of words such as “expects,” “plans,” “will,” “estimates,” “projects,” or other words of similar meaning. Such forward-looking statements are not guarantees of future performance and involve risks and uncertainties, and actual results may differ from those in such forward-looking statements as a result of various factors and assumptions which the Company believes to be reasonable in light of its operating experience in recent years. The risks and uncertainties relating to these statements include, but not limited to, risks and uncertainties, regarding fluctuations in earnings, our ability to manage growth and competition, among others. The Company does not undertake any obligation to revise or update any forward-looking statement that may be made from time to time by or on behalf of the Company. Any investment in securities issued by the Company will also involve certain risks. There may be additional material risks that are currently not considered to be material or of which the Company, its promoters, any placement agent, their respective advisers or representatives are unaware. Against the background of these risks, uncertainties and other factors, viewers of this presentation are cautioned not to place undue reliance on these forward-looking statements. The Company, its promoters, any placement agent, their respective advisers or representatives assume no responsibility to update forward-looking statements or to adapt them to future events or developments. Accordingly, any reliance you place on such forward-looking statements will be at your sole risk.

The information contained in this presentation has not been independently verified. The information in this presentation is in summary form and does not purport to be complete. No representation, warranty, guarantee or undertaking, express or implied, is or will be made as to, and no reliance should be placed on, the accuracy, completeness, correctness or fairness of the information, estimates, projections and opinions contained in this presentation. Potential investors must make their own assessment of the relevance, accuracy and adequacy of the information contained in this presentation and must make such independent investigation as they may consider necessary or appropriate for such purpose. Such information and opinions are in all events not current after the date of this presentation. Further, past performance of the Company is not necessarily indicative of its future results. Any opinions expressed in this presentation or the contents of this presentation are subject to change without notice. This presentation should not be construed as legal, tax, investment or other advice. Neither the Company or its promoters, nor any placement agent or their respective advisers or representatives shall have any responsibility or liability whatsoever (for negligence or otherwise) for any loss howsoever arising from this presentation or its contents or otherwise arising in connection therewith. The information set out herein may be subject to updating, completion, revision, verification and amendment and such information may change materially. Neither the Company, its promoters, any placement agent, nor any of their respective advisers or representatives is under any obligation to update or keep current the information contained herein.

This presentation does not constitute or form part of and should not be construed as, directly or indirectly, any advertisement, offer or invitation or inducement to sell or issue, or any solicitation of any offer to purchase or subscribe for, any securities of the Company by any person whether by way of private placement or to the public, in any jurisdiction, including in India, the United States, Australia, Canada or Japan, nor shall it or any part of it or the fact of its distribution form the basis of, or be relied on in connection with, any investment decision or any contract or commitment therefor. Investing in securities involves certain risks and potential investors should note that the value of the securities may go down or up. Accordingly, potential investors should obtain and must conduct their own investigation and analysis of the relevant information carefully before investing.

This presentation is not a prospectus, a statement in lieu of a prospectus, an offering circular, an advertisement or an offer document under the Companies Act, 2013, the Securities and Exchange Board of India (Issue of Capital and Disclosure Requirements) Regulations, 2018, each as amended, or any other applicable law in India.

In this presentation:

- All figures mentioned are for the Company as a standalone entity and for the period indicated at respective places.
- 1 Crore = 10 Million = 100 Lakh.

BHARAT DYNAMICS LIMITED

OVERVIEW



Rich History

- Bharat Dynamics Limited (BDL) was established in Hyderabad in the year 1970 as a Government of India Enterprise under the Ministry of Defence
- BDL was nominated as a Mini- Ratna – Category – I Company by the Government of India in 2000

Pioneer

- Identified as the Prime Production Agency for products under the most successful 'Integrated Guided Missile Development Programme' (IGMDP) of 1980s
- Productionized India's first state-of-the-art Surface-to-Surface Missile Prithvi
- IGMDP is one India's most successful defence projects, all missiles – Prithvi, Akash, Agni have been successfully inducted



Product Expertise & Innovation

- Starting from an Anti Tank Guided Missile (ATGM) manufacturing company, has forayed into the fields of Surface to Air Missile Weapon Systems, Air-to-Air Missile weapon System, under water weapon systems and associated equipments and also Refurbishment of missiles
- Sole manufacturer of Missiles and Torpedoes and also Weapon System integrator for Armed Forces
- Designed and developed Counter Measure Dispensing System (CMDS) for the Armed Forces



Robust Manufacturing Capability

- Headquarters situated in Hyderabad, Telangana. Company has currently 3 Manufacturing Facilities in Hyderabad, Telangana, Bhanur (Dist: Sangareddy, Telangana) & Vishakhapatnam, Andhra Pradesh
- In the process of the setting up of facilities at Ibrahimpattam (Telangana), Amravati (Maharashtra) & Jhansi (UP) . Established static test facility at Ibrahimpattam Unit. 5 MW Solar power plant was also established at Bhanur Unit and at Ibrahimpattam Unit, Telangana .
- Established Seeker Facility center, Warhead Production facility and in the process of setting up of High Temperature Carbon Composite Manufacturing facility at Hyderabad towards achieving self-reliance and cost/time effectiveness.
- Established Surface Mount Technology and High Performance Computing facility at its Hyderabad unit
- Established state of the art Environmental test Facility at Vizag Unit
- Implementing Industry 4.0 and received Green Channel Certification for Launcher spares assembly at Bhanur Unit.



Strong Financial Performance

- Consistently a profit making company with strong operating performance.
- FY 22-23 PAT – INR 352.17 Cr ; Revenue – INR 2489.39 Cr (Gross)
- Consistently paying dividends to shareholders. In 2022-23 Interim Dividend INR 8.15 per share was Paid and Final Dividend INR 1.20 per share was declared
- Continuously Strived to Improve Efficiency : MoU Rating
Very Good; 2018-19 : Good ; 2019-20 : Very Good; 2020-21: Good; 2021-22: Very Good : 2022-23 Good (Under Process)



BHARAT DYNAMICS LIMITED

PRODUCT SUITE



Surface – to –
Air Missile
(SAM) & Air –to–
Air Missile


Akash-SAM



MR-SAM



ASTRA Missile



Underwater
Weapons

Heavy Weight Torpedo



Light Weight Torpedo



Anti Tank
Guided Missile
(ATGM)

Milan-2T



Konkurs-M



INVAR



Counter
Measure Devices

CMDS-Aircrafts



Anti-Torpedo System



BHARAT DYNAMICS LIMITED

RECENT DEVELOPMENTS



BDL handed over the first Radio Frequency (RF) Seeker of Akash–Next Generation Weapon System produced at BDLs newly commissioned State-of-the-art Seeker Facility Centre (SFC) to DRDO.

BDL received supply order of ATGM order worth Rs 750 Cr from Indian Army.

BDL received supply order of upgraded version of Akash Missiles worth about Rs.247 Crore from Army

BDL received supply order for LBRM worth about Rs.254 Crore and ULPGM for about Rs.105 Crore


Limited Series Production clearance has been received from DRDO for Astra Mark-I Missile System

BHARAT DYNAMICS LIMITED

ORDER BOOK POSITION



Stable Order Book



Exports Are Expected To Be A Key Avenue of Growth For BDL

- Export Policy has been framed in line with MoD Guidelines.
- High Potential for Export for its products to friendly countries
- leads have been received from various Countries for various BDL products and BDL is trying to convert the leads into firm orders.

**BDL
Export Order
Position as on
30 Sep 2023 :
INR 2600 Cr
Approx**

**Potential
Products
for
Exports**



**Akash
SAM**



**Light
Weight
Torpedo**



CMDS



Konkurs M



SAAW



Astra

BHARAT DYNAMICS LIMITED

FINANCIAL SUMMARY

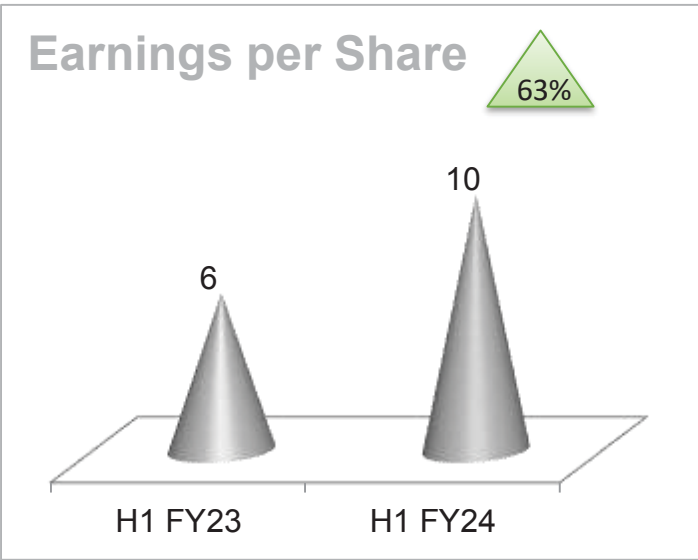

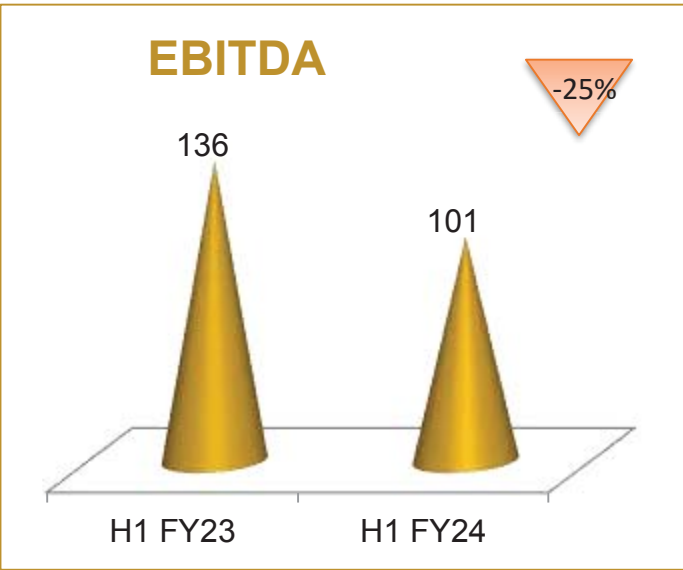
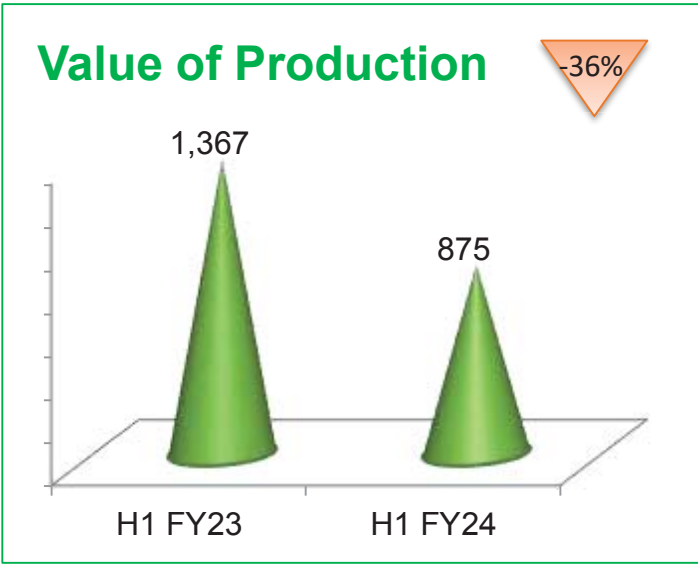

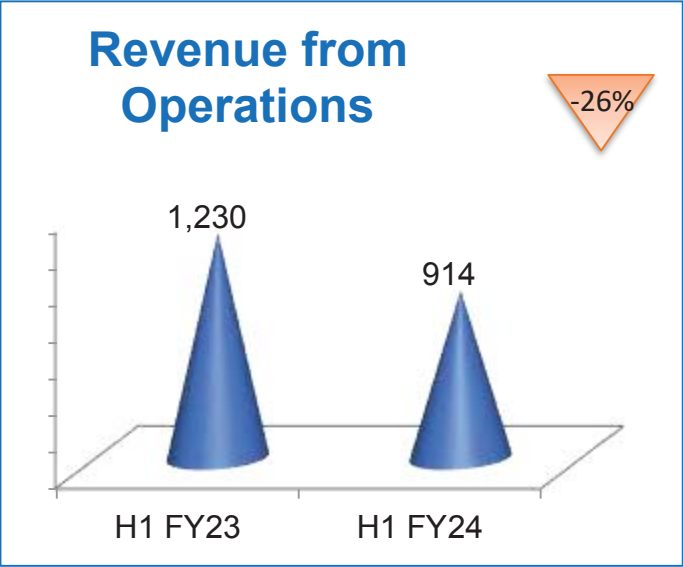


Particulars	Units	H1FY24	H1FY23	FY23	FY22	FY21	FY20	FY19
Revenue from Operations	₹ Cr.	913.53	1229.58	2489.39	2817.40	1913.76	3104.87	3069.35
Profit Before Exceptional Items and Tax	₹ Cr.	251.26	170.07	481.80	743.50	340.88	742.45	671.36
Profit Before Tax	₹ Cr.	251.26	170.07	481.80	709.91	340.88	742.45	671.36
Profit After Tax	₹ Cr.	188.91	115.67	352.17	499.92	257.77	534.90	422.59
Value of Production	₹ Cr.	874.73	1366.60	2508.43	2901.76	2042.67	2601.21	3235.22
Material Consumption	₹ Cr.	356.95	815.17	1210.33	1263.37	970.08	1014.09	1818.97
Equity	₹ Cr.	183.28	183.28	183.28	183.28	183.28	183.28	183.28
Inventory	₹ Cr.	1737.68	1713.98	1822.44	1654.45	1397.01	856.52	1664.53
Trade Receivables	₹ Cr.	1256.29	1523.90	1446.23	1495.36	1475.20	2676.19	1844.53
Capital Employed*	₹ Cr.	3311.65	3069.02	3155.08	2973.45	2637.01	3191.76	2347.34
Net Worth	₹ Cr.	3373.42	3127.88	3211.49	3030.56	2684.75	2606.83	2268.55
Number of Employees	Nos.	2466	2604	2560	2674	2812	2950	3034
Employee Costs	₹ Cr.	264.53	280.70	532.46	570.66	501.09	534.03	534.21
Employee Costs to Sales	%	29%	23%	21%	20%	26%	17%	17%
Earnings per Share (EPS)	₹	10.31	6.31	19.22	27.28	14.06	29.18	23.06

** Capital Employed (FY21 onwards) is calculated using formula Networth + Debt+ Deferred Tax Liability (Net) as per the Guidance Note of ICAI on Sch III to Companies Act, 2013

BHARAT DYNAMICS LIMITED

KEY FINANCIAL HIGHLIGHTS HALF YEAR OF FY 2023-24

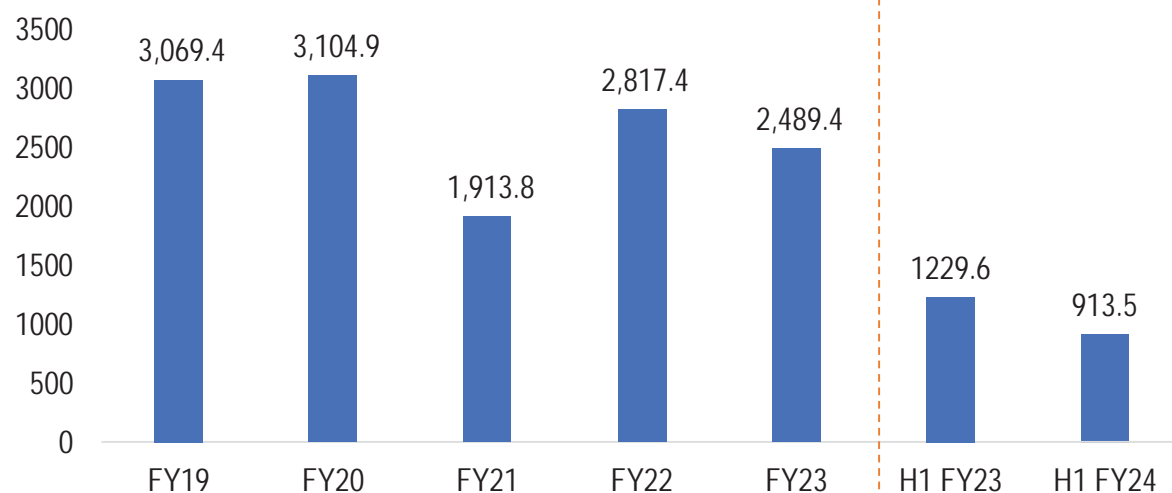


BHARAT DYNAMICS LIMITED

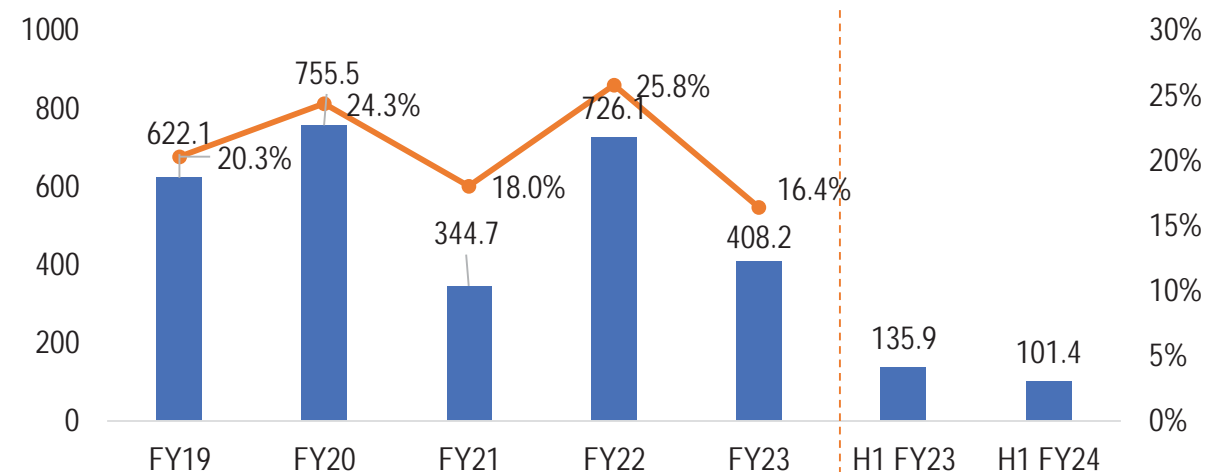
KEY FINANCIAL HIGHLIGHTS



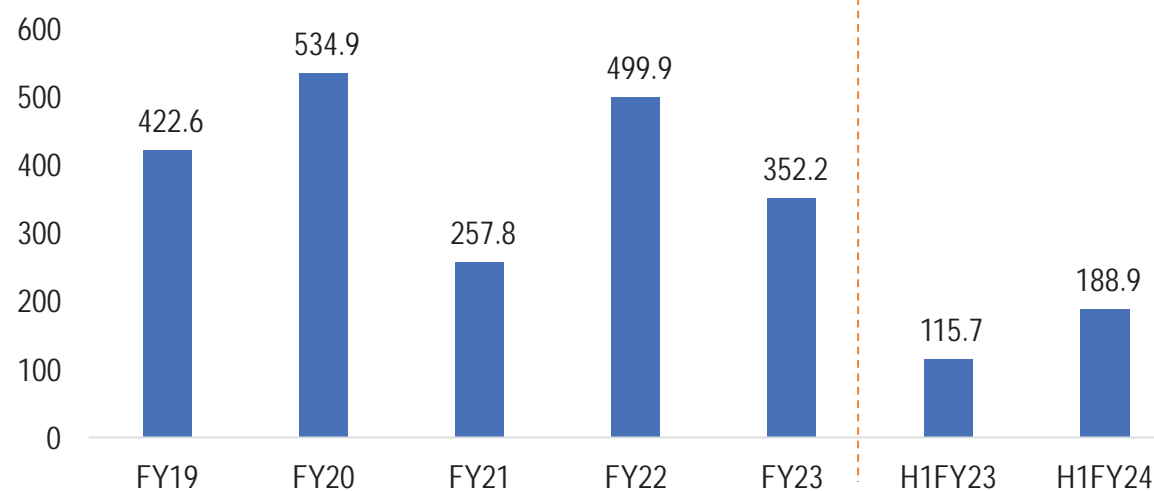
Revenue from Operations (in INR Cr)



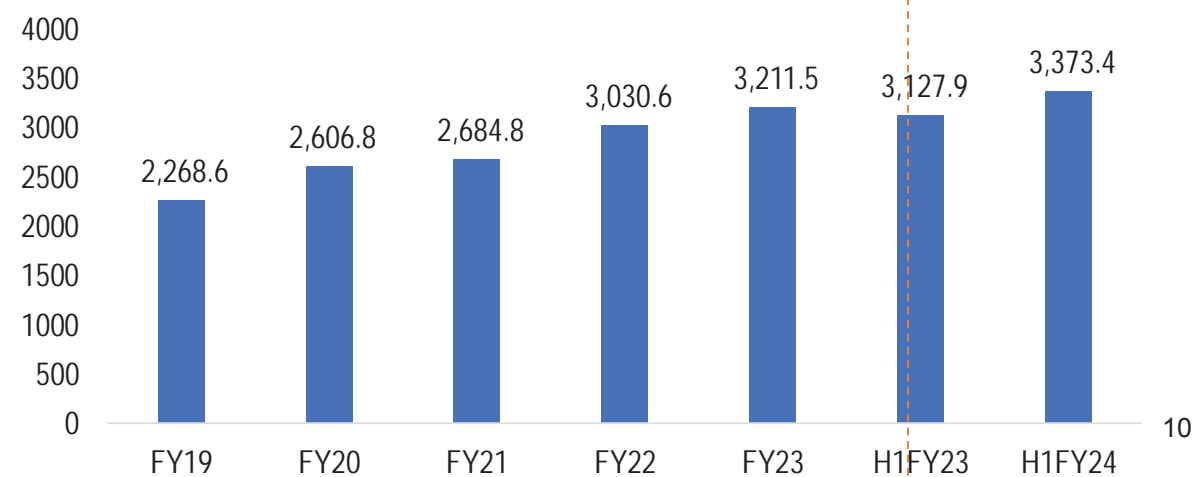
EBITDA (in INR Cr) & EBITDA Margin



PAT (in INR Cr)



Net Worth (in INR Cr)

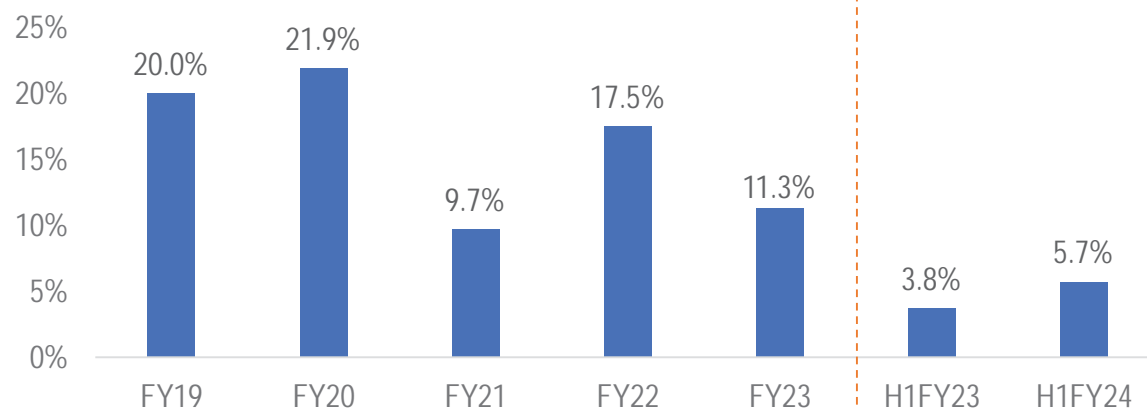


BHARAT DYNAMICS LIMITED

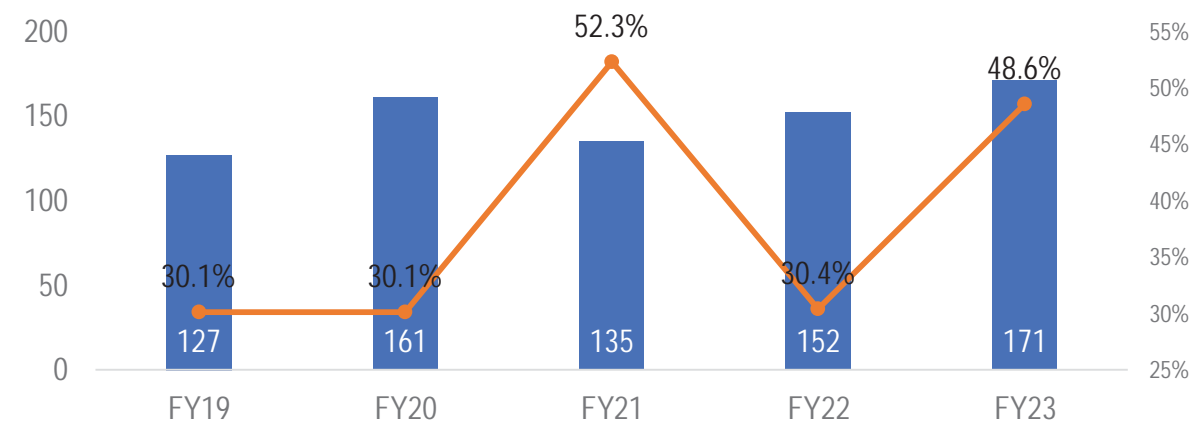
KEY FINANCIAL HIGHLIGHTS



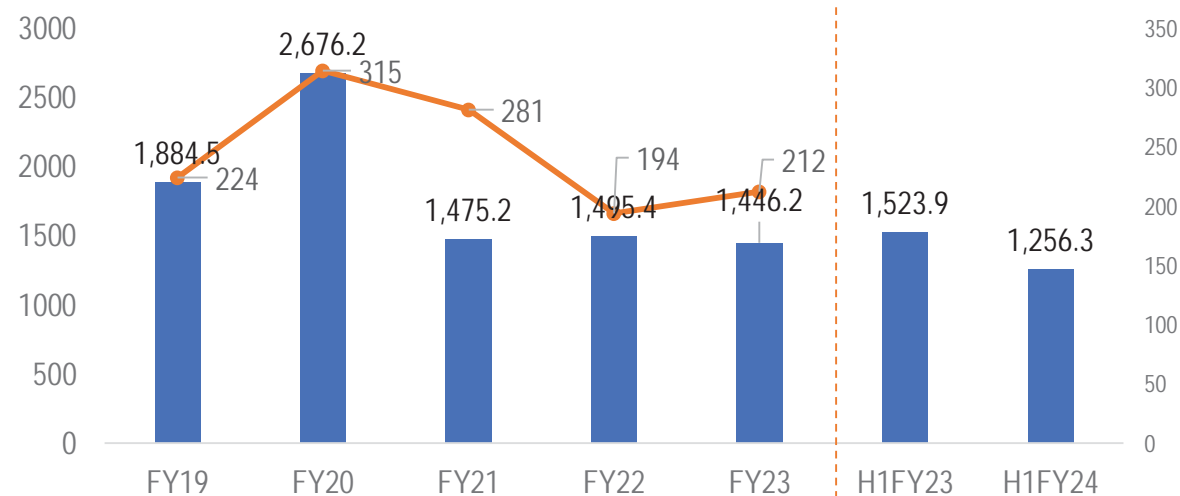
Return on Equity (in %)



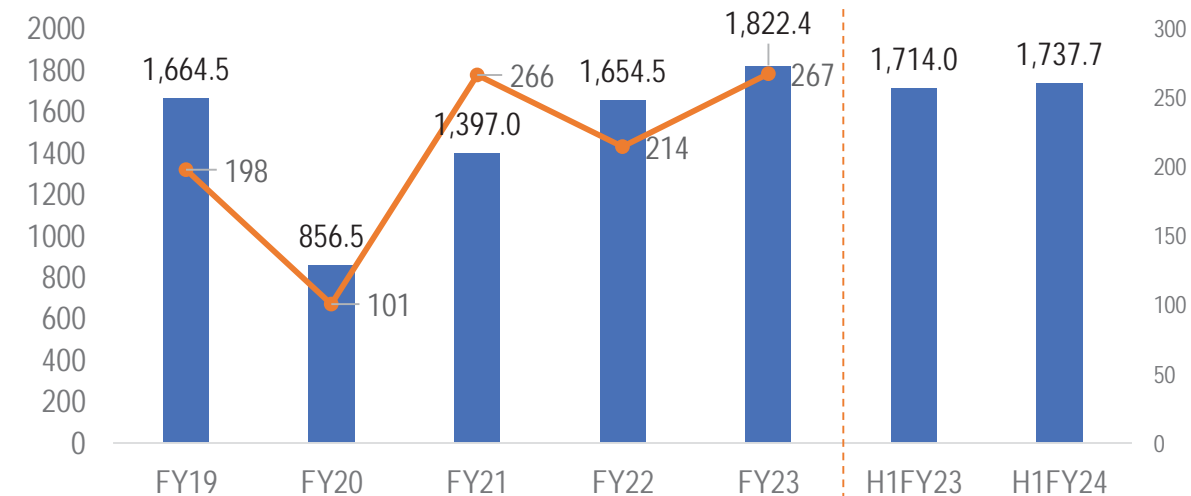
Total Dividend(in INR Cr) & *Dividend Payout Ratio



Trade Receivables (in INR Cr) & Turnover Ratio (Days)



Inventory (in INR Cr) & Turnover Ratio (Days)



Source: Company Website; RoE = PAT/Avg Net Worth

*includes Final Dividend Declared

THANK YOU